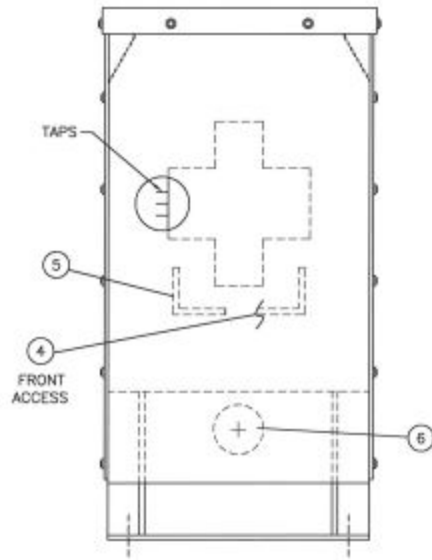
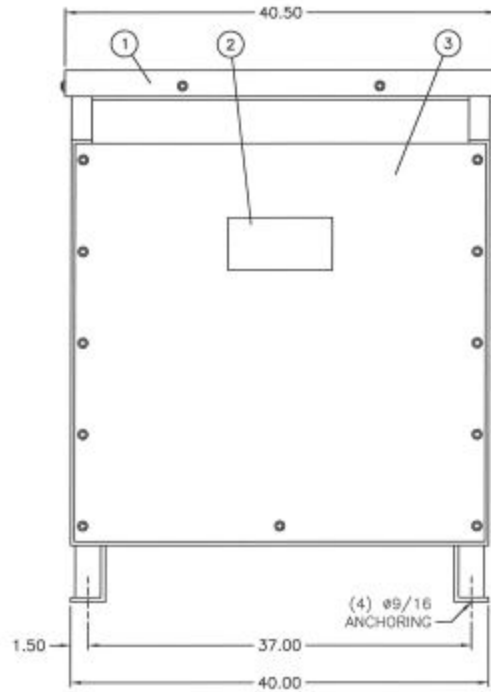
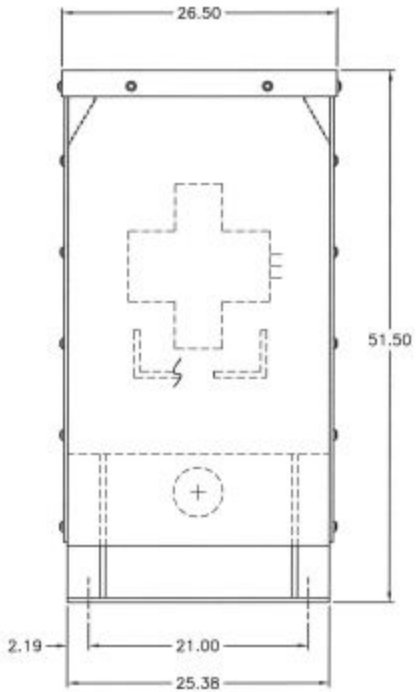


REFERENCE ONLY



LEGEND		
ITEM	QTY	DESCRIPTIONS
1	1	TOP COVER - REMOVABLE
2	1	DIAGRAMATIC NAMEPLATE
3	2	FRONT & REAR PANEL - REMOVABLE
4	3	HV TERMINAL
5	4	LV TERMINAL
6	2	PROVISIONS FOR Ø4" KNOCKOUT



HT300A3K1-D16

S.O. NO.:	
DWG FOR:	<input checked="" type="checkbox"/> RECORD <input type="checkbox"/> APPROVAL <input type="checkbox"/> QUOTE
CUST/JOB NAME:	-
CUST ORDER NO.:	-
SERIAL NO.:	-
ID TAG:	-
KVA: 300 PRI VOLTAGE: 480 DELTA SEC VOLTAGE: 240/120 CT PRI TAPS: 2A4B @ 2 1/2 % PRI-KV BIL: 10 PRI-KV BIL: 10 PHASE: 3 FREQ-HZ: 60 TEMP RISE-°C: 150 COOLING CLASS: AA INSULATION CLASS: 220°C WINDING COND: COPPER PAINT/COATING: ANSI 81 GRAY APPRX WT-LBS/KGS: 1885/857	
<input type="checkbox"/> STANDARD <input checked="" type="checkbox"/> DOE 10CFR <input type="checkbox"/> K4 <input type="checkbox"/> K13 <input type="checkbox"/> K20	

- NOTES:**
- 1) TRANSFORMERS ARE MANUFACTURED AND TESTED PER APPLICABLE ANSI, NEMA AND IEEE STDS, LATEST REVISION.
 - 2) UNLESS OTHERWISE SPECIFIED, ALL DIMENSIONS ARE IN INCHES WITH ± 1/4" TOLERANCE.
 - 3) TRANSFORMER IS UL & CSA LISTED AND LABELED.
 - 4) DOE 2016, 10CFR 431 EFFICIENCY - 300 KVA TRANSFORMER MEET OR EXCEED EFFICIENCY = 99.02% @ 75°C @ 35% LOAD.

	PAGE 1 OF 1	SCALE: NONE	TITLE: TRANSFORMER OUTLINE DRY TYPE	<input type="checkbox"/> OUTDOOR
	BY:	DATE:	GENERAL PURPOSE, CASE D (CASE 6)	<input checked="" type="checkbox"/> INDOOR
	CADD: HM	02/20/17		
	CHKD: AH	02/20/17		
REVISIONS	APPD: <i>[Signature]</i>	2/22/17		



CAD NO. **MG00300W1-16-300DSC** REV.